



SmartCap Care Instructions

SmartCap headwear is designed to last. Used daily, each and every SmartCap should last for years. Follow these care instructions to ensure you get the most life out of your SmartCap.

Storage

SmartCap headwear comes with a clamshell case for storage and transport. It is highly recommended to store your SmartCap headband or cap in its case when not in use.

The case protects the SmartCap from accidental damage that may occur when not stored properly.

General Use

Excessive folding and bending of SmartCap headwear will shorten its lifetime. Damage to the internal electronics from misuse will void the warranty.

When using a headband, ensure to take extra caution when inserting the processor card into the dock to avoid buckling the internal electronics. Damage resulting from this may void the warranty.

Cleaning

Dust and dirt are bound to accumulate on your headwear, and can be removed with a soft brush. Dust can also be removed by wiping the headwear with a damp (not wet) towel.

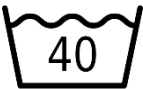

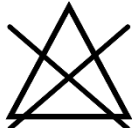
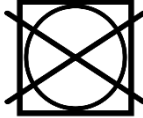

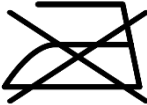
It is recommended to wash your SmartCap Headwear at least every 3 months. During use, sweat will build up on the sweatband potentially leaving stains and unwanted odor.

Your SmartCap Headwear should be washed for hygiene reasons, and to maintain that new look and feel.

It is recommended that you hand wash your SmartCap at low temperature (40°C). Your SmartCap can be washed in normal laundry detergent. Make sure to rinse properly to avoid stains from detergent.

Your SmartCap should be line dried in the shade and NEVER placed in the dryer.

NOTE: Machine-washing your SmartCap, even on a gentle cycle in a laundry bag, will result in significantly more wear and tear to the product and will shorten its lifetime. Damage resulting from machine-washing is not covered under standard warranty.

					
Wash at 40 deg	Handwash	Do not bleach	Do not tumble dry	Line dry	Do not iron

Moisture

Rain won't harm your SmartCap. There is no need for plastic rain covers. When using the SmartCap ensure the cap is dry. A small amount of sweat on forehead and headband is normal and will not affect the performance of the SmartCap.

If the SmartCap is very moist, dry it before using it. Do not apply heat for drying. Do not tumble dry SmartCap headwear. Instead, stand the SmartCap upside down on its dome, or hang on a hook in a cool place and let it drip dry.

Refurbishing a SmartCap

With a little care, your SmartCap headband or cap should last years. If your SmartCap meets with an accident, or suffers abuse, consider having it refurbished.

Contact EdanSafe

PO Box 5234 Kenmore East QLD 4069

Building 102, 2436 Moggill Road,
Pinjarra Hills QLD 4069 | Australia

T: + 61 7 3346 5629

F: + 61 7 3365 5636

support@edansafe.com

www.smartcap.com.au



Handout User Instructions

1. Your SmartCap should be stored securely in its case when not in use.
2. Do **NOT** fold or bend your SmartCap or place it under other items that may crush your SmartCap. Damage to the internal electronics may void the warranty.
3. When docking a fatigue processor card into a headband, make sure you support the red dock.
4. It is recommended that you **hand wash** your SmartCap at least every 3 months.
5. Your SmartCap can be washed in normal laundry detergent.
6. Your SmartCap must be line dried, and never placed in a tumble dryer.